

Versiti Indiana
Indianapolis, IN 46208

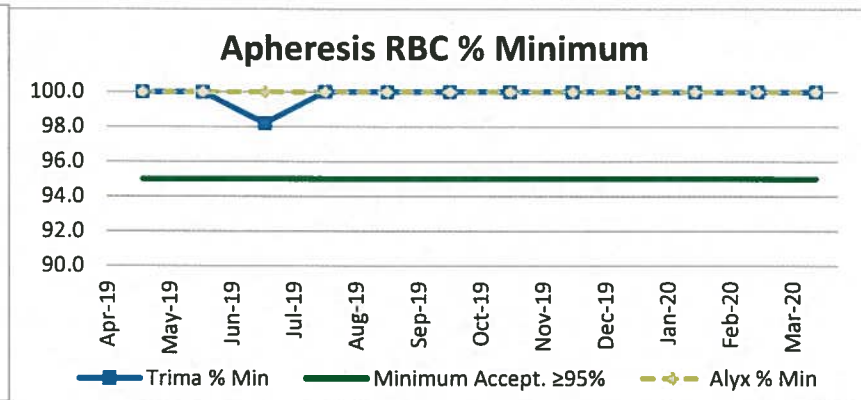
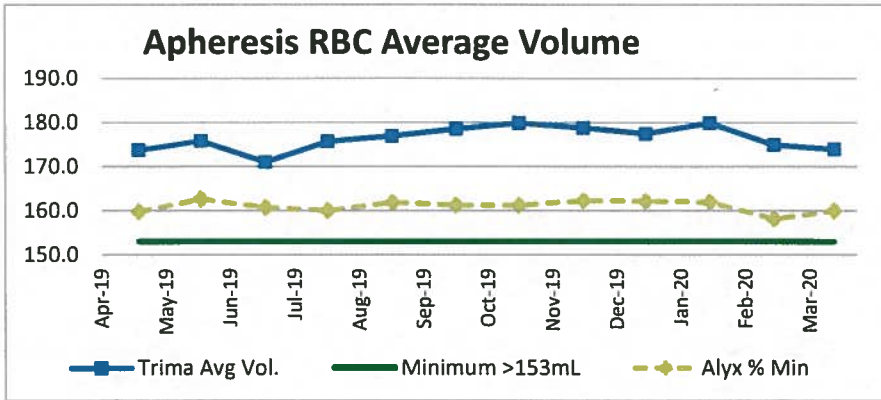


Product Quality Summary Report
Rolling 12 Month Report
1st Quarter, 2020

Versiti Indiana
 Indianapolis, IN 46208
Product Quality Summary Report
Rolling 12 Month Report

Apheresis RBC Abs. RBC Vol.

	<u>Trima</u> Avg Vol. (Accept. ≥ 153mL)	<u>Alyx</u> Avg Vol. (Accept. ≥ 153mL)	<u>Trima</u> % Min (153mL) (Accept. ≥95%)	<u>Trima</u> % Min (>128ml) (Accept. 100%)	<u>Alyx</u> % Min (>128ml) (Accept. 95%)
Apr-19	173.7	159.7	100.0	100.0	100.0
May-19	175.8	162.7	100.0	100.0	100.0
Jun-19	171.0	160.7	98.2	98.2	100.0
Jul-19	175.7	160.0	100.0	100.0	100.0
Aug-19	176.9	161.9	100.0	100.0	100.0
Sep-19	178.6	161.2	100.0	100.0	100.0
Oct-19	179.8	161.2	100.0	100.0	100.0
Nov-19	178.7	162.2	100.0	100.0	100.0
Dec-19	177.4	162.1	100.0	100.0	100.0
Jan-20	179.8	161.9	100.0	100.0	100.0
Feb-20	174.9	158.1	100.0	100.0	100.0
Mar-20	173.9	160.0	100.0	100.0	100.0

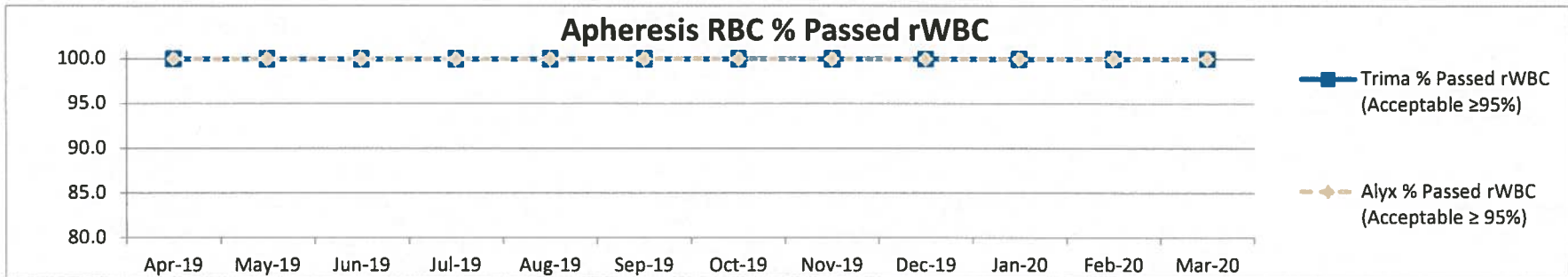


Per manufacturer's specifications and AABB standards, Apheresis Red Blood Cells Leukocytes Reduced shall be prepared by a method known to ensure final components contain a mean red cell volume of 153 mL. All products ≤128 mL are discarded.

Versiti Indiana
 Indianapolis, IN 46208
Product Quality Summary Report
Rolling 12 Month Report

Apheresis RBC Leukoreduction

	Trima	Alyx	Alyx	
	% Passed rWBC (Acceptable ≥ 95%)	% Passed rWBC (Acceptable ≥ 95%)	# Units with < 85% Recovery	
Apr-19	100.0	100.0	0	
May-19	100.0	100.0	0	
Jun-19	100.0	100.0	4	See DEV-19-01130, -01131, -01249, -01250
Jul-19	100.0	100.0	0	See DEV-19-01614
Aug-19	100.0	100.0	0	
Sep-19	100.0	100.0	1	See DEV-19-02252, 01961
Oct-19	100.0	100.0	0	
Nov-19	100.0	100.0	0	
Dec-19	100.0	100.0	4	See DEV-20-00082
Jan-20	100.0	100.0	1	See DEV-20-00630
Feb-20	100.0	100.0	3	See DEV-20-00753
Mar-20	100.0	100.0	1	See DEV-20-01255

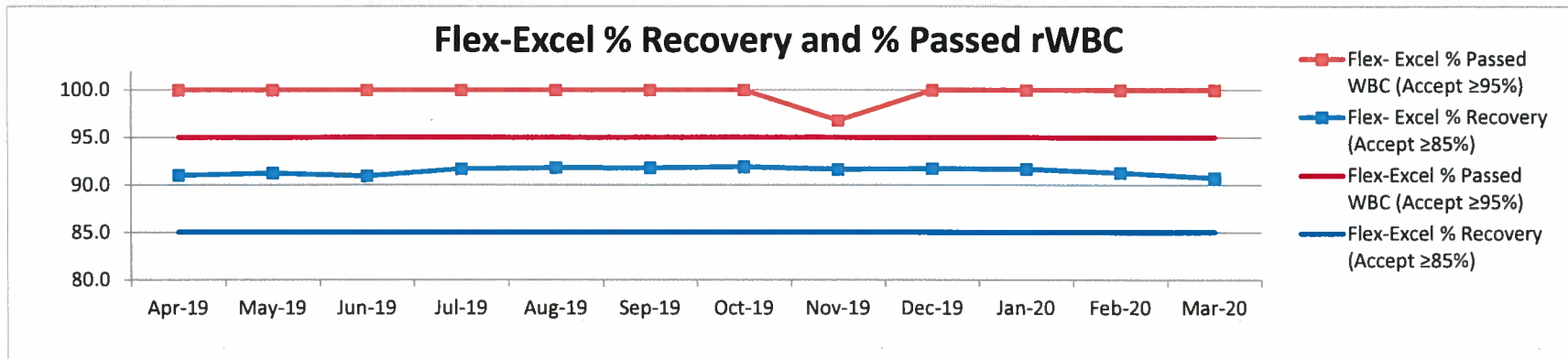


Per FDA guidelines and AABB standards, 95% of units sampled shall contain $<5 \times 10^6$ residual white cells. All products containing $\geq 5 \times 10^6$ residual white cells are discarded. Percent recovery cannot be calculated for Trima collected apheresis RBCs but can be manually calculated for MCS+ QC units and 100% of Alyx collected apheresis RBCs are calculated by the machine.

Versiti Indiana
 Indianapolis, IN 46208
Product Quality Summary Report
Rolling 12 Month Report

WB Leukoreduction

	Flex-Excel % Recovery (Acceptable ≥85%)	Flex-Excel % Passed rWBC (Acceptable ≥ 95%)
Apr-19	91.0	100.0
May-19	91.2	100.0
Jun-19	90.9	100.0
Jul-19	91.7	100.0
Aug-19	91.8	100.0
Sep-19	91.8	100.0
Oct-19	91.9	100.0
Nov-19	91.6	96.8
Dec-19	91.7	100.0
Jan-20	91.7	100.0
Feb-20	91.3	100.0
Mar-20	90.7	100.0

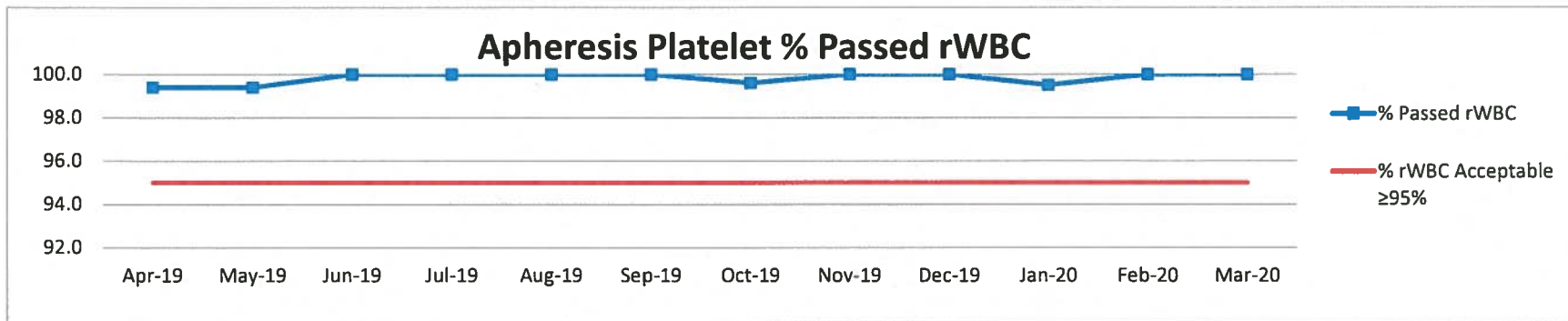


Per FDA guidelines and AABB standards, 95% of units sampled shall contain $<5 \times 10^6$ residual white cells. All products containing $\geq 5 \times 10^6$ residual white cells are discarded. Per AABB standards, the leukocyte reduction process must result in recovery of $\geq 85\%$ of the residual red cell volume. Any product with $< 85\%$ RBC recovery is discarded.

Versiti Indiana
 Indianapolis, IN 46208
Product Quality Summary Report
Rolling 12 Month Report

Apheresis Platelet Leukoreduction

	<u>% Passed rWBC</u> (Acceptable $\geq 95\%$)	<u>No. Failed</u>	
Apr-19	99.4	1	See QCF-19-0003
May-19	99.4	1	See QCF-19-0004
Jun-19	100.0	0	
Jul-19	100.0	0	See DEV-19-01617
Aug-19	100.0	0	
Sep-19	100.0	0	
Oct-19	99.6	1	See QCF-19-0007
Nov-19	100.0	0	
Dec-19	100.0	0	
Jan-20	99.5	1	QCF-20-0001
Feb-20	100.0	0	
Mar-20	100.0	0	

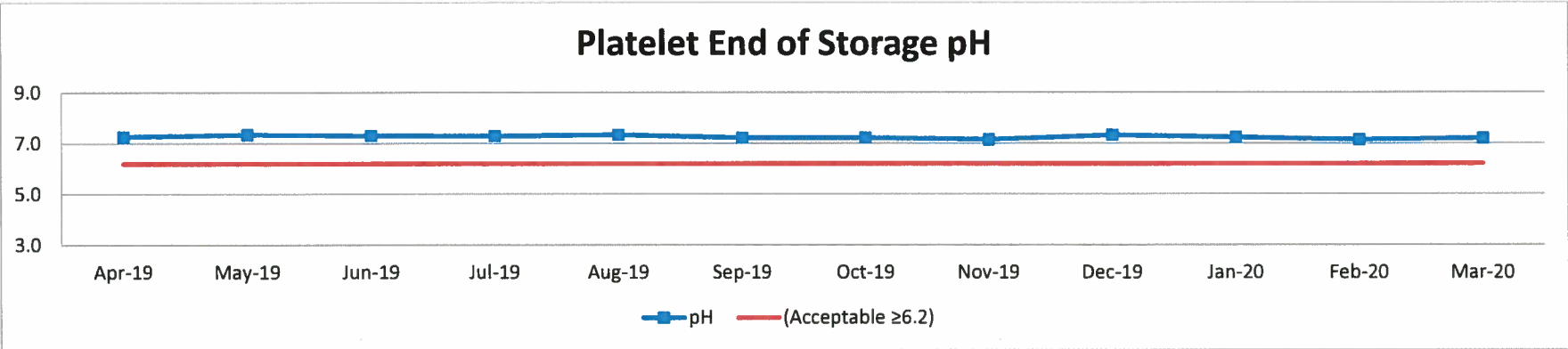


These products are initially leukocyte reduced during the collection process. Per FDA guidelines and AABB standards, 95% of units sampled shall contain $< 5 \times 10^6$ residual white cells. All products containing $\geq 5 \times 10^6$ residual white cells are filtered and retested. Platelet % recovery is not calculated.

Versiti Indiana
 Indianapolis, IN 46208
Product Quality Summary Report
Rolling 12 Month Report

Plateletpheresis End-Of-Storage (MD157-02.1)

	pH
	(Acceptable ≥ 6.2)
Apr-19	7.3
May-19	7.3
Jun-19	7.3
Jul-19	7.3
Aug-19	7.3
Sep-19	7.2
Oct-19	7.2
Nov-19	7.1
Dec-19	7.3
Jan-20	7.2
Feb-20	7.1
Mar-20	7.2

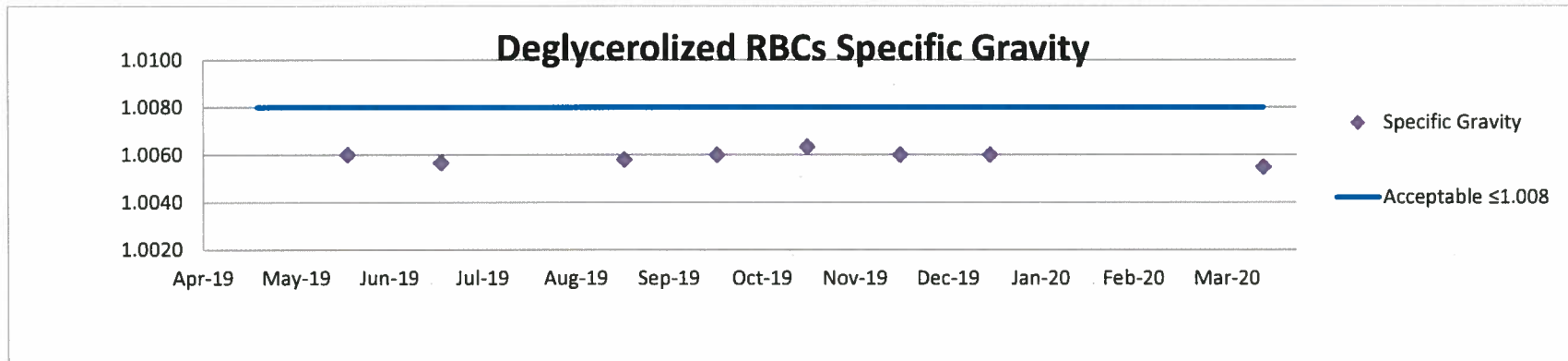


Per AABB standards and FDA guidelines, at least 90% of platelets tested shall have a pH of ≥ 6.2 . Any product with a pH of < 6.2 is discarded.

Versiti Indiana
 Indianapolis, IN 46208
Product Quality Summary Report
Rolling 12 Month Report

Deglycerolized RBCs

<u>Specific Gravity (CP301-05.1)</u>		<u>Hemolysis Check (CP301-05.1)</u>	<u>% Recovery (CP803-01.1)</u>
(Accept. ≤ 1.0080)		Target = No Hemolysis (Hemolysis ≤ 4)	Accept. $\geq 80\%$ (Performed Quarterly)
Apr-19	None Tested	None	NA
May-19	1.0060	4	NA
Jun-19	1.0057	3	93.0%
Jul-19	None Tested	None	NA
Aug-19	1.0058	4	88.0%
Sep-19	1.0060	3	87.0%
Oct-19	1.0063	3	NA
Nov-19	1.0060	4	90.9%
Dec-19	1.0060	4	89.7%
Jan-20	None Tested	None	NA
Feb-20	None Tested	None	NA
Mar-20	1.0055	3	88.0%



Per AABB standards, deglycerolized red blood cells shall be prepared by a method known to ensure adequate removal of cryoprotective agents. The supernatant from each unit is tested for spec. gravity. Products with a S.G. ≤ 1.008 are determined to have achieved adequate removal. Additionally there must be recovery of 80% of the original red blood cells. This is tested quarterly.

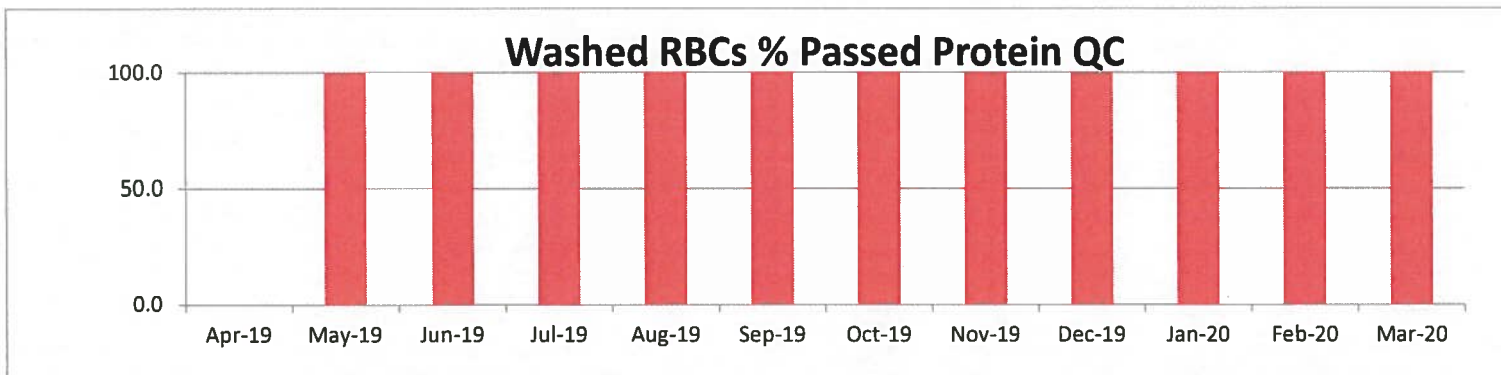
Versiti Indiana
Indianapolis, IN 46208
Product Quality Summary Report
Rolling 12 Month Report

Washed RBCs (CP310-05.1)

% Passed Protein QC

(Target = 100%)

Apr-19	None Tested
May-19	100.0
Jun-19	100.0
Jul-19	100.0
Aug-19	100.0
Sep-19	100.0
Oct-19	100.0
Nov-19	100.0
Dec-19	100.0
Jan-20	100.0
Feb-20	100.0
Mar-20	100.0



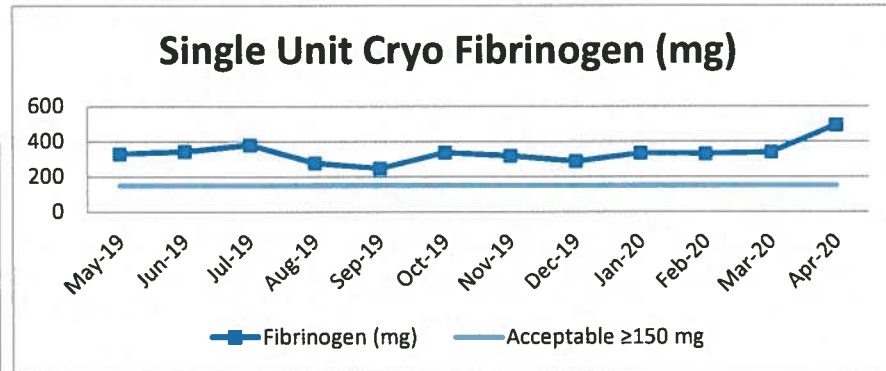
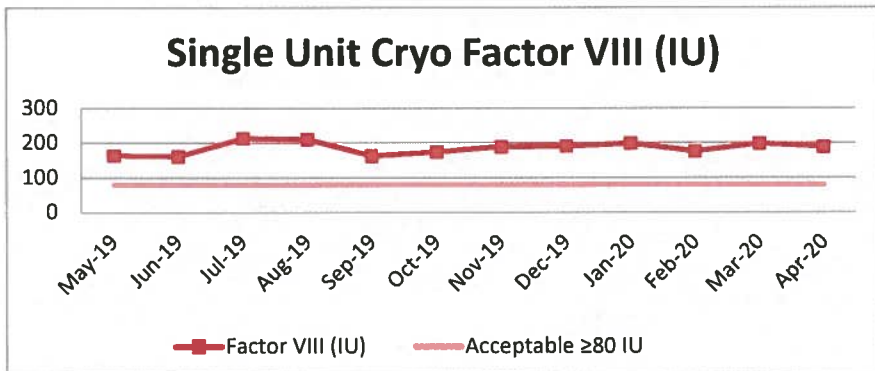
Per AABB standards, washed red blood cells shall be prepared by a method known to ensure that the red cells are washed with a volume of compatible solution that will remove almost all of the plasma. This is determined by testing each product for residual supernatant protein.

Versiti Indiana
 Indianapolis, IN 46208

**Product Quality Summary Report
 Rolling 12 Month Report**

Cryoprecipitate Single Unit (CP806-01.1)

	Factor VIII (Acceptable ≥ 80 IU)	Fibrinogen (Acceptable ≥ 150 mg)
Apr-20	190	494
May-19	164	332
Jun-19	162	343
Jul-19	214	381
Aug-19	211	277
Sep-19	163	248
Oct-19	174	338
Nov-19	189	321
Dec-19	191	289
Jan-20	199	335
Feb-20	177	332
Mar-20	199	339



Per AABB standards, cryoprecipitated AHF shall be prepared by a method known to result in a minimum of 150 mg of fibrinogen and a minimum of 80 IU of coagulation factor VIII.

Versiti Indiana
 Indianapolis, IN 46208
Product Quality Summary Report
Rolling 12 Month Report

Granulocyte QC (MD164-01.1)

Granulocyte Yield

(Accept. $\geq 1.0 \times 10^{10}$)

Apr-19	None tested
May-19	None tested
Jun-19	None tested
Jul-19	None tested
Aug-19	2.0
Sep-19	3.5
Oct-19	None tested
Nov-19	None tested
Dec-19	None tested
Jan-20	2.2
Feb-20	None tested
Mar-20	None tested

Passing Rate (for 12 months)

(Accept. > 75% Passing)

100
100
100

